

(1)(a) Statement showing Shareholding Pattern

Name of the Company		Frontline Securities Limited	
Scrip Code : 533213		Name of Scrip: Frontline Securities Limited	
		Class of Security: Equity	
Quarter ended : 31 st December, 2012			
Partly paid-up shares:-	No. of partly paid-up shares	As a % of total no. of partly paid-up shares	As a % of total no. of shares of the company
Held by promoter/promoter group	0	0.00000	0.00000
Held by public	0	0.00000	0.00000
Total	0	0.00000	0.00000
Outstanding convertible securities:-	No. of outstanding securities	As a % of total no. of outstanding convertible securities	As a % of total no. of shares of the company, assuming full conversion of the convertible securities
Held by promoter/promoter group	0	0.00000	0.00000
Held by public	0	0.00000	0.00000
Total	0	0.00000	0.00000
Warrants:-	No. of warrants	As a % of total no. of warrants	As a % of total no. of shares of the company, assuming full conversion of warrants
Held by promoter/promoter group	0	0.00000	0.00000
Held by public	0	0.00000	0.00000
Total	0	0.00000	0.00000
Total paid-up capital of the company, assuming full conversion of warrants and convertible securities	N.A.		



Category Code	Category of shareholder	Number of shareholders	Total number of shares	Number of shares held in dematerialized form	Total Shareholding as a percentage of Total number of shares		Shares pledged or otherwise encumbered	
					As a percentage of (A+B) (VI)	As a percentage of (A+B+C) (VII)	Number of shares (VIII)	As a percentage (IX)=(VIII)/(IV)*100
(I)	(II)	(III)	(IV)	(V)	(VI)	(VII)	(VIII)	(IX)
(A)	Promoter and Promoter Group							
(1)	Indian							
(a)	Individuals/ Hindu Undivided Family	8	2,049,900	2,049,900	21.56666	21.56666	0	0.00000
(b)	Central Government/ State Government(s)	0	0	0	0.00000	0.00000	0	0.00000
(c)	Bodies Corporate	2	5,045,043	5,045,043	53.07806	53.07806	0	0.00000
(d)	Financial Institutions/ Banks	0	0	0	0.00000	0.00000	0	0.00000
(e)	Any Other (Specify)	0	0	0	0.00000	0.00000	0	0.00000
	Sub-Total (A)(1)	10	7,094,943	7,094,943	74.64472	74.64472	0	0.00000



Category Code	Category of shareholder	Number of shareholders	Total number of shares	Number of shares held in dematerialized form	Total Shareholding as a percentage of Total number of shares		Shares pledged or otherwise encumbered	
					As a percentage of (A+B)	As a percentage of (A+B+C)	Number of shares	As a percentage
(I)	(II)	(III)	(IV)	(V)	(VI)	(VII)	(VIII)	(IX)=(VIII)/(IV)*100
(2)	Foreign							
(a)	Individuals (Non-Resident Individuals / Foreign Individuals)	0	0	0	0.00000	0.00000	0	0.00000
(b)	Bodies Corporate	0	0	0	0.00000	0.00000	0	0.00000
(c)	Institutions	0	0	0	0.00000	0.00000	0	0.00000
(d)	Any Other (specify)	0	0	0	0.00000	0.00000	0	0.00000
	Sub-Total (A)(2)	0	0	0	0.00000	0.00000	0	0.00000
	Total Shareholding of Promoter and Promoter Group (A)=A(1)+A(2)	10	7,094,943	7,094,943	74.64472	74.64472	0	0.00000




Category Code (I)	Category of shareholder (II)	Number of shareholders (III)	Total number of shares (IV)	Number of shares held in dematerialized form (V)	Total Shareholding as a percentage of Total number of shares		Shares pledged or otherwise encumbered	
					As a percentage of (A+B) (VI)	As a percentage of (A+B+C) (VIII)	Number of shares (VIII)	As a percentage (IX)=(VIII)/(IV)*100
(B)	Public Shareholding						N.A.	N.A.
(1)	Institutions						N.A.	N.A.
(a)	Mutual Funds/ UTI	0	0	0	0.00000	0.00000		
(b)	Financial Institutions/ Banks	0	0	0	0.00000	0.00000		
(c)	Central Government/ State Government(s)	0	0	0	0.00000	0.00000		
(d)	Venture Capital Funds	0	0	0	0.00000	0.00000		
(e)	Insurance Companies	0	0	0	0.00000	0.00000		
(f)	Foreign Institutional Investors	0	0	0	0.00000	0.00000		
(g)	Foreign Venture Capital Investors	0	0	0	0.00000	0.00000		



Category Code	Category of shareholder	Number of shareholders	Total number of shares	Number of shares held in dematerialized form	Total Shareholding as a percentage of Total number of shares		Shares pledged or otherwise encumbered	
					As a percentage of (A+B)	As a percentage of (A+B+C)	Number of shares	As a percentage
(I)	(II)	(III)	(IV)	(V)	(VI)	(VII)	(VIII)	(IX)=(VIII)/(IV)*100
(h)	Any Other (specify)	0	0	0	0.00000	0.00000		
	Sub-Total (B)(1)	0	0	0	0.00000	0.00000		
(2)	Non-institutions							
(a)	Bodies Corporate	67	715,661	694,361	7.52935	7.52935		
(b)	Individuals –							
	i. Individual shareholders holding nominal share capital <= Rs.1 Lakh.	3694	641,557	254,581	6.74971	6.74971		
	ii. Individual shareholders holding nominal share capital > Rs.1 Lakh.	16	749,046	749,046	7.88059	7.88059		



Category Code	Category of shareholder	Number of shareholders	Total number of shares	Number of shares held in dematerialized form	Total Shareholding as a percentage of Total number of shares		Shares pledged or otherwise encumbered	
					As a percentage of (A+B)	As a percentage of (A+B+C)	Number of shares	As a percentage
(I)	(II)	(III)	(IV)	(V)	(VI)	(VII)	(VIII)	(IX)=(VIII)/(IV)*100
(c)	Others							
	(1) Directors & their relatives	7	1120	0	0.01178	0.01178		
	(2) Non Resident Indians	4	301,823	301,823	3.17543	3.17543		
	(3) Clearing Members	2	6	6	0.00006	0.00006		
	(4) Hindu Undivided Families	4	794	794	0.00835	0.00835		
	Sub-Total (B)(2)	3794	2,410,007	2,000,611	25.35528	25.35528		
	Total Public Shareholding (B)=(B)(1)+(B)(2)	3794	2,410,007	2,000,611	25.35528	25.35528	N.A.	N.A.
	TOTAL (A)+(B)	3804	9,504,950	9,095,554	100.00000	100.00000		




Category Code	Category of shareholder	Number of shareholders	Total number of shares	Number of shares held in dematerialized form	Total Shareholding as a percentage of Total number of shares		Shares pledged or otherwise encumbered	
					As a percentage of (A+B)	As a percentage of (A+B+C)	Number of shares	As a percentage
(I)	(II)	(III)	(IV)	(V)	(VI)	(VIII)	(VIII)	(IX)=(VIII)/(IV)*100
(C)	Shares held by Custodians and against which Depository Receipts have been issued	0	0	0	0.00000	0.00000	N.A.	N.A.
(1)	Promoter and Promoter Group	0	0	0	0.00000	0.00000	N.A.	N.A.
(2)	Public	0	0	0	0.00000	0.00000	N.A.	N.A.
	GRAND TOTAL (A)+(B)+(C)	3804	9,504,950	9,095,554	100.00000	100.00000	0	0.00000



(1)(b) Statement showing holding of securities (including shares, warrants, convertible securities) of persons belonging to the category “Promoter and Promoter Group”

S.No.	Name of the shareholder	Details of Shares held		Encumbered shares (*)			Details of warrants		Details of convertible securities		Total shares (including underlying shares assuming full conversion of warrants and convertible securities) as a % of diluted share capital
		No. of Shares held	As a % of grand total (A)+(B)+(C)	No.	As a percentage	As a % of grand total (A)+(B)+(C) of sub-clause (1) (a)	Number of warrants held	As a % total number of warrants of the same class	Number of convertible securities held	As a % total number of convertible securities of the same class	
(i)	(ii)	(iii)	(iv)	(v)	(vi) = (v)/(iii)*100	(vii)	(viii)	(ix)	(x)	(xi)	(xii)
1.	ANIRUDH KUMAR JAIN	50	0.00053	0	0.00000	0.00000	0	0.00000	0	0.00000	0.00053
2.	RAKESH K. JAIN	1,405,910	14.79135	0	0.00000	0.00000	0	0.00000	0	0.00000	14.79135
3.	PRERNA JAIN	380,720	4.00549	0	0.00000	0.00000	0	0.00000	0	0.00000	4.00549




4.	TRISHLA JAIN	100	0.00105	0	0.00000	0.00000	0	0.00000	0	0.00000	0.00105
5.	MAHESH CHAND JAIN	100	0.00105	0	0.00000	0.00000	0	0.00000	0	0.00000	0.00105
6.	KAMLESH KUMARI JAIN	200	0.00210	0	0.00000	0.00000	0	0.00000	0	0.00000	0.00210
7.	ARIDHI JAIN	108,310	1.13951	0	0.00000	0.00000	0	0.00000	0	0.00000	1.13951
8.	VIDHA JAIN	154,510	1.62557	0	0.00000	0.00000	0	0.00000	0	0.00000	1.62557
9.	FRONTLINE CAPITAL SERVICES LTD	1,130,000	11.88854	0	0.00000	0.00000	0	0.00000	0	0.00000	11.88854
10.	HOPE CONSULTANTS LTD	3,915,043	41.18952	0	0.00000	0.00000	0	0.00000	0	0.00000	41.18952
Total		7,094,943	74.64472	0	0.00000	0.00000	0	0.00000	0	0.00000	74.64472

(*) The term "encumbrance" has the same meaning as assigned to it in regulation 28(3) of the SAST Regulations, 2011.



(1) (c)(i) Statement showing holding of securities (including shares, warrants, convertible securities) of persons belonging to the category "Public" and holding more than 1% of the total number of shares

S.No.	Name of the shareholder	Number of shares held	Shares as a percentage of total number of shares (i.e. Grand Total (A)+(B)+(C) indicated in Statement at para (1)(a) above	Details of warrants		Details of convertible securities		Total shares (including underlying shares assuming full conversion of warrants and convertible securities) as a % of diluted share capital
				Number of warrants held	As a % total number of warrants of the same class	Number of convertible securities held	% w.r.t. total number of convertible securities of the same class	
1.	APOLLO TRADING & FINANCE PVT. LTD	105,002	1.10471	0	0.00000	0	0.00000	1.10471
2.	R N CONSULTANTS PRIVATE LTD	104,000	1.09417	0	0.00000	0	0.00000	1.09417
3.	R.P.M. BUSINESS SERVICES PVT. LTD	107,600	1.13204	0	0.00000	0	0.00000	1.13204
4.	ASHOK SETH	100,000	1.05208	0	0.00000	0	0.00000	1.05208



5.	MOHAN VISWANATHAN PUDUGRAM	153,893	1.61908	0	0.00000	0	0.00000	1.61908
6.	ANITA MOHAN	147,530	1.55214	0	0.00000	0	0.00000	1.55214
7.	MANISH JAIN	147,496	1.55178	0	0.00000	0	0.00000	1.55178
Total		865,521	9.10600	0	0.00000	0	0.00000	9.10600



(1) (c)(ii) Statement showing holding of securities (including shares, warrants, convertible securities) of persons (together with PAC) belonging to the category "Public" and holding more than 5% of the total number of shares of the company.

S.No.	Name(s) of the shareholder(s) and the Persons Acting in Concert (PAC) with them	Number of shares	Shares as a percentage of total number of shares (i.e. Grand Total (A)+(B)+(C) indicated in Statement at para (1)(a) above	Details of warrants		Details of convertible securities		Total shares (including underlying shares assuming full conversion of warrants and convertible securities) as a % of diluted share capital
				Number of warrants	As a % total number of warrants of the same class	Number of convertible securities held	% w.r.t. total number of convertible securities of the same class	
1.	0	0	0.00000	0	0.00000	0	0.00000	0.00000
Total	0	0	0.00000	0	0.00000	0	0.00000	0.00000




1)(d) **STATEMENT SHOWING DETAILS OF LOCKED-IN SHARES**

Sr. No.	Name of the shareholder	Number of locked-in shares	Locked-in shares as a percentage of total number of shares [i.e. Grand total (A)+(B)+(C) Indicted in Statement at para (1)(a) above]
1.			
2.	N. A.		
	TOTAL		

(II)(a) **STATEMENT SHOWING DETAILS OF DEPOSITORY RECEIPTS (DRs)**

Sr.No.	Type of outstanding DR (ADRs', GDRs, SDRs, etc.)	Number of outstanding DRs	Number of Shares underlying outstanding DRs	Shares underlying outstanding DRs as a percentage of total number of shares [i.e. Grand Total (A)+(B)+(C) indicated in Statement at para (1)(a) above]
1.				
2.	N. A.			
	TOTAL			

(II)(b) **STATEMENT SHOWING HOLDING OF DEPOSITORY RECEIPTS (DRS), WHERE UNDERLYING SHARES HELD BY PROMOTER/PROMOTER**



GROUP' ARE IN EXCESS OF 1% OF THE TOTAL NUMBER OF SHARES

Sr.No.	Name of the DR Holder	Type of outstanding DR (ADRs, GDRs, SDRs, etc.)	Number of Shares underlying outstanding DRs	Shares underlying outstanding DRs as a percentage of total number of shares [i.e. Grand Total (A)+(B)+(C) indicated in Statement at para (i)(a) above]
1.				
2.	<p>N. A.</p>			
TOTAL				

